

Maxi Orange

CONDENSATE REMOVAL PUMP

Need more performance? Designed for larger units, the Maxi Orange pump gives you the extra power when you need it.



35L/h max. flow

15m max. rec. head
(flow rate 10L/h)

35dB(A) @ 1m

KEY FEATURES

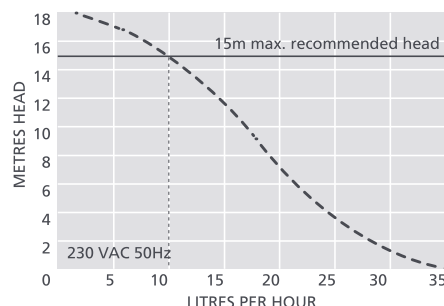
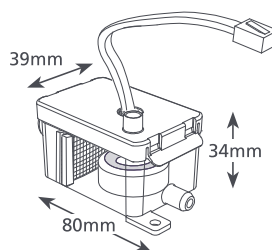
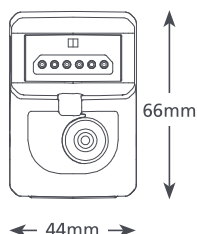
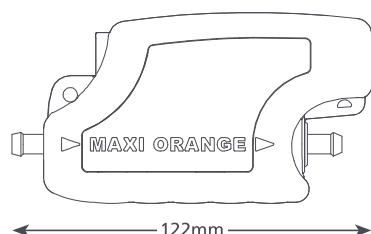
- High power motor
- Superior performance
- Submersible secondary reservoir included

SUITABILITY

- Up to 46kW / 157,000Btu/h
- High wall split systems; Ducted units; Floor standing & Chassis units
- ✓ **Perfect for...** Large commercial units



0.45 kg[†]



MAXI ORANGE @ 230 VAC 50Hz	
Max. flow	35L/h @ 0m head
Max. rec. head	15m
Max. suction lift	2m
dB(A) @ 1m	35
Power supply	230 VAC, 0.11A, 16W, 50/60Hz
Rated Class	Non continuous II appliance <input type="checkbox"/>
Max. unit output	46kW / 157,000Btu/h
Max. water temp	40°C / 104°F
Discharge tube	6mm ID
IP Protection	IP21
Safety switch	3.0A Normally closed
Thermal protection	✓
Fully potted	✓
Self priming	✓

MAXI ORANGE OPTIONS	
Maxi Orange (Europe)	FP2210
† Pump only	

SUGGESTED XTRA ACCESSORIES	
Description	Part No.
1 Amp Fuse	FP2620
Tube To Soil Stack Adaptor	FP2038
Vinyl Tube Braided 1/4" (6mm)	AX5100
Inline Filter 16mm	FP2640
4.3m mini/maxi orange extension kit	FP2940

IN THE BOX
Maxi Orange pump • 1.5m Plug & play power cable • Reservoir • Reservoir lid with 1.5m sensor cable • Submersible reservoir • Anti siphon device • Float & filter • 1.5m Suction tube 6mm ID • 220mm Orange inlet hose 14mm ID • 150mm Vinyl breather tube 6mm ID • Drain connector kit • Fixing kit • Install manual

Download manual at aspenpumps.com
 View install video at aspenpumps.com

For more installation accessories take a look at our Aspen Xtra range