

Silent+ Mini Aqua®

CONDENSATE REMOVAL PUMP

Combining Silent+ technology and the slimmest mini pump on the market, the Silent+ Mini Aqua leads the way in innovation.



12L/h max. flow



10m max. rec. head
(flow rate 6L/h)



19dB(A) @ 1m

KEY FEATURES

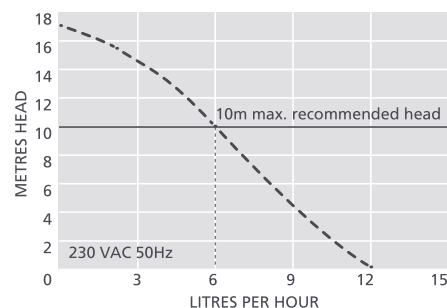
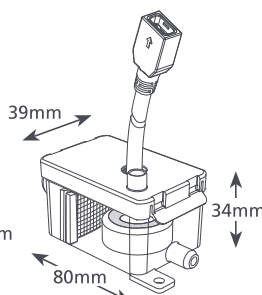
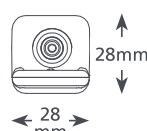
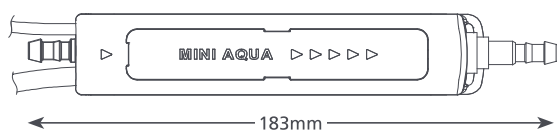
- Quietest in its class
- Acoustic damper
- Plug & play
- Anti siphon device

SUITABILITY

- Up to 16kW / 54,000Btu/h
 - Ducted units; Floor standing & Chassis units; High wall mini split systems
- ✓ **Perfect for...** Small & quiet – you'll never know it's there!



0.18 kg†



SILENT+ MINI AQUA @ 230 VAC 50Hz	
Max. flow	12L/h @ 0m head
Max. rec. head	10m
Max. suction lift	2m
dB(A) @ 1m	19
Power supply	230 VAC, 0.1A, 16W, 50/60Hz
Rated Class	Non continuous II appliance <input type="checkbox"/>
Max. unit output	16kW / 54,000Btu/h
Max. water temp	40°C / 104°F
Discharge tube	6mm ID
IP Protection	IP24
Safety switch	3.0A Normally closed
Thermal protection	✓
Fully potted	✓
Self priming	✓

SILENT+ MINI AQUA OPTIONS	
Silent+ Mini Aqua	FP3326
† Pump only	

SUGGESTED XTRA ACCESSORIES		
Description		Part No.
1 Amp Fuse		FP2620
Tube To Soil Stack Adaptor		FP2038
Vinyl Tube Braided 1/4" (6mm)		AX5100
Inline Filter 16mm		FP2640

IN THE BOX
Silent+ Mini Aqua pump • Reservoir (inc. filter, float, lid) • 1.5m Plug & play power cable • Acoustic damper and 1m aqua discharge tube with connector • Anti vibration bracket • 150mm Vinyl breather tube 6mm ID • Anti siphon device • 1.5m Suction tube 6mm ID • 220mm Blue inlet hose 14mm ID • Drain connector kit • Fixing kit • Install manual

- Download manual at aspenspumps.com
- View install video at aspenspumps.com



For more installation accessories take a look at our Aspen Xtra range

Information correct at time of going to press.