

Max Hi-Flow

CONDENSATE REMOVAL PUMP

The best in class Max Hi-Flow tank pump carries on the Aspen Pumps tradition of build quality & high performance. With the lowest dB(A) rating & best IP rating (IP24 splash proof) of any tank pump, the Max Hi-Flow is the quietest & best pump in its class.



550 L/h max. flow



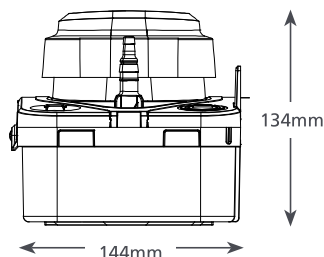
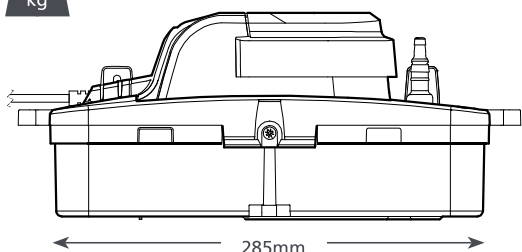
5m max. rec. head (flow rate 55L/h)

KEY FEATURES

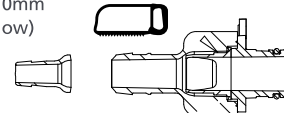
- IP24 - Splash proof
- Easy access tank
- Built in spirit level
- Plug & play

SUITABILITY

- Up to 733kW / 2.5 Btu/h
- Ducted units; Floor standing & Chassis units; Cassette units
- ✓ **Perfect for...** Large commercial units

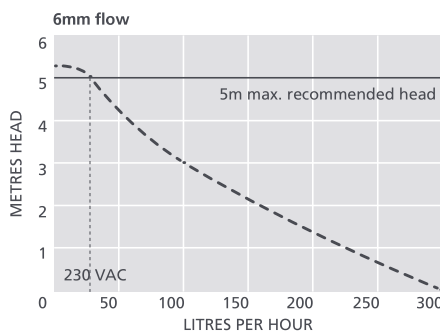
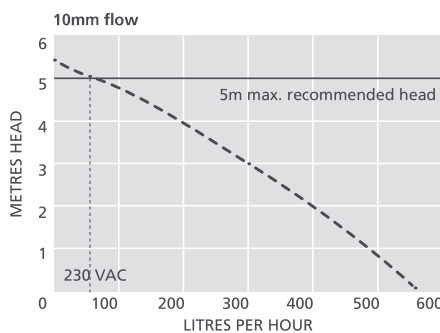


Non-return valve can be cut from 6mm to 10mm (see graphs below)



MAX HI-FLOW (10MM FLOW) @ 230 VAC 50HZ

| | |
|--------------------|----------------------------|
| Max. flow | 550L/h @ 0m head |
| Max. rec. head | 5m |
| Tank capacity | 1.7L |
| dB(A)@1m | 44 |
| Power supply | 230 VAC, 0.8A, 50Hz |
| Rated Class | Non Continuous I appliance |
| Max. unit output | 733kW / 2.5m Btu/h |
| Max. water temp | 40°C / 104°F |
| Inlets | x4 21-27mm |
| Outlets | 6mm & 10mm |
| IP Protection | IP24 |
| Safety switch | 3A Normally closed |
| Thermal protection | ✓ |
| Fully potted | n/a |
| Self priming | n/a |



TANK PUMP OPTIONS

| | |
|-------------|--------|
| Max Hi-Flow | FP3349 |
|-------------|--------|

SUGGESTED XTRA ACCESSORIES

| Description | Part No. |
|-------------------------------|----------|
| Rubber adaptor | FP2013 |
| Rigid pipe 15mm / 3/4" | B7501 |
| Hose to waste | FP2038 |
| Max Hi-Flow Insulation Sleeve | AX2500 |

IN THE BOX

Max Hi-Flow tank pump • Plug & Play power cable • Fixing kit incl. rod mount and wall mount clips • Install manual