

# Si-60

## PISTON PUMP



### Compact design

The Si-60 is a **piston pump with built-in tank** (0,37l) suitable for air-conditioning units up to 20 kW.

This pump is equipped with the Sauermann piston pump technology specifically designed for removing condensates from air conditioning systems.

Its attractive, ergonomic and compact design makes it easy to install, in any place.

## BENEFITS



- **Special detection - resistant to pollution**

- **IPX4** for a higher protection of mechanical and electrical parts
- **Robust float**, rotation is shaft out of water, higher resistance to pollution

- **Easy to install**

- Compact and attractive design
- The **3 inlet** possibility allows the pump to be fed from **top, side or in-pan**
- Lockable plug-in power cable to avoid unintended disconnection.

- **Patented technology**

- **Increased performance:** Suitable for air-conditioning units up to 20 kW.
- **High Lift**, up to 10m vertical and **larger flow rate**
- **High resistance to pollution** created by general environment. Capable of discharging small particles
- **Proven Reliability**



- **Low sound level**

- **Energy saving**

Improved performance and high flow rate **reduce operation time** and energy consumption.

## KIT CONTENTS



- Piston pump
- Integrated float detection unit
- 1.5 m lockable plug-in power cable: 2 power wires, 2 safety switch wires.
- Installation kit:
  - Inlet rubber adapter Ø int. 15-20-24-32-40 mm (Ø int. 5/8"-3/4"-1"-1 1/4"-1 1/2")
  - Rubber elbow 90° Øint. 15 x L 60mm
  - Plastic elbow 90° for tubing Ø int. 6mm
  - 1 tie-wrap, 2.5 x 100 mm

## APPLICATIONS

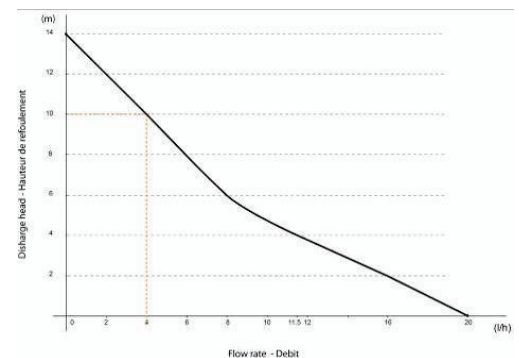
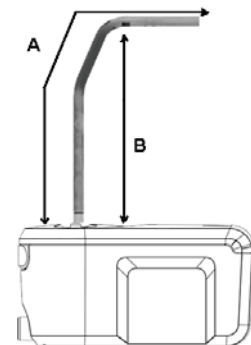
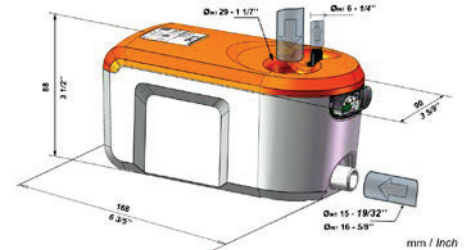
For use with any air-conditioning units, up to 20 kW :

- Floor mounted & Ceiling suspended
- Cassette
- Ducted
- Fan-coils



## TECHNICAL SPECIFICATION

<b>Max. flow rate</b>	<b>20 l/h</b>
Max. discharge head	10 m (flow rate =4l/h)
Max pressure	14 m (flow rate =0l/h)
Sound level in application at 1m: (Measured in Sauermann acoustic lab, pump operating with water)	≤ 38 dBA
Mains supply	230V~ 50/60Hz - 14 W
Insulation class	☐ (double insulation)
Detection levels	ON : 28mm, OFF : 24mm Safety : 35mm
Safety switch	NC 4 A résistive – 250V
Thermal protection (overheating)	115°C (auto-reset)
Operating conditions	100% - Continuous duty
Protection	IPX4
Safety standards	CE and EAC
RoHS directive	Compliant
WEEE directive	Compliant
Packaging	0.63kg L206 x I115 x H106 mm
Masterpack	4 pieces



## ACTUAL FLOW RATES (l/h)

Discharge head (B)	Total tube length using (Ø int 6mm, 1/4") (A)			
	5 m	10 m	20 m	30 m
0 m	20	19	18	17
2 m	16	15	14	13,5
4 m	11,5	11	10,5	10
6 m		8,5	7,5	6,5
8 m		6	5	4
10 m		4	3,5	2,5

## RECOMMENDED ACCESSORIES



**Clear PVC hose**  
Ø int. 6mm (1/4")  
ACC00909: 5 m  
ACC00910: 50 m



**6 Self-sealing fittings**  
for hose Ø int. 6 mm  
(1/4")  
ACC00919



**Drain Safe Devices** for  
hose Ø int. 6 mm (1/4")  
ACC00922

Non-contractual document. We reserve the right to modify the characteristics on our products without prior notice.